

RESIDENTIAL MARKET REPORT

Richmond

September 2024



Richmond Specialists

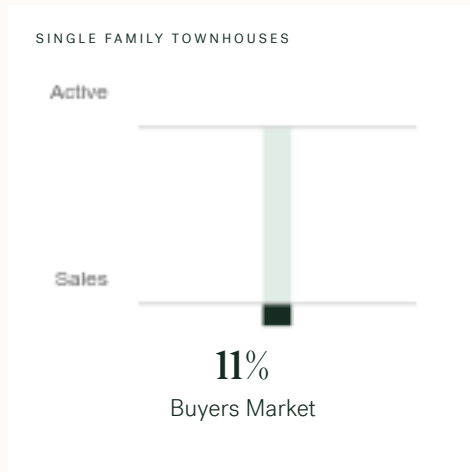
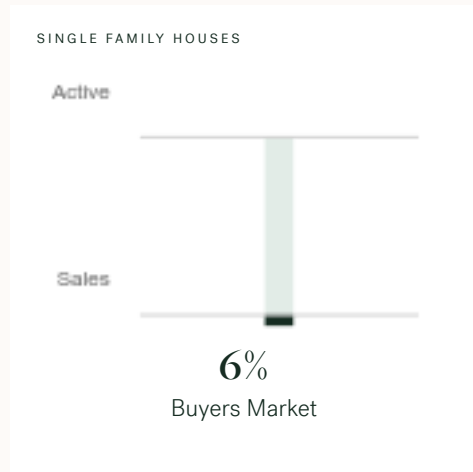


Bready Wu

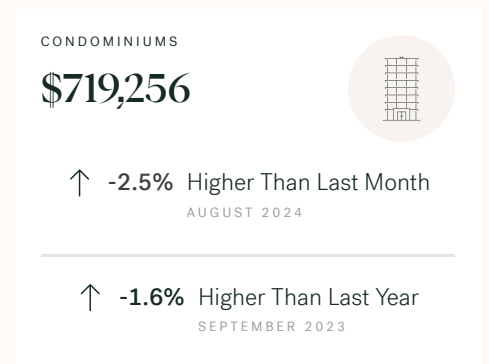
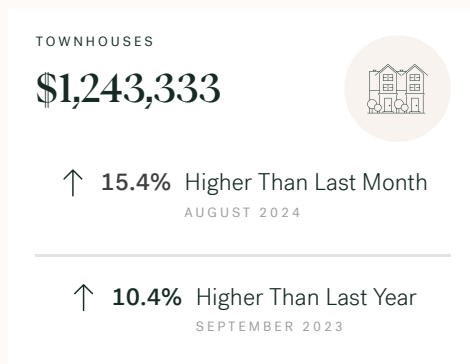
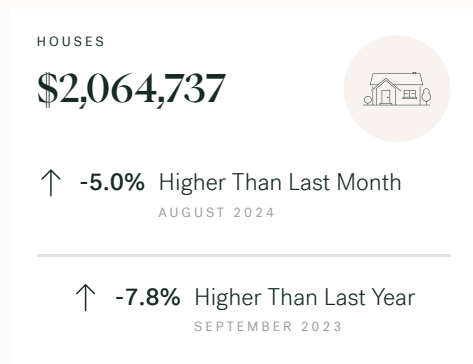
bready@kleingroup.com

Richmond Overview

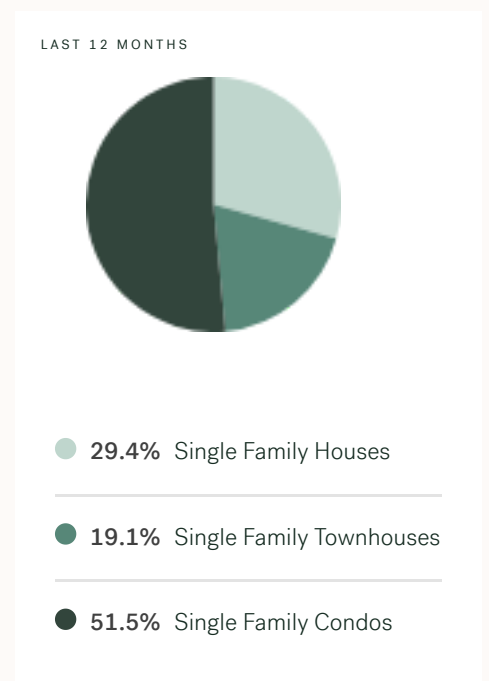
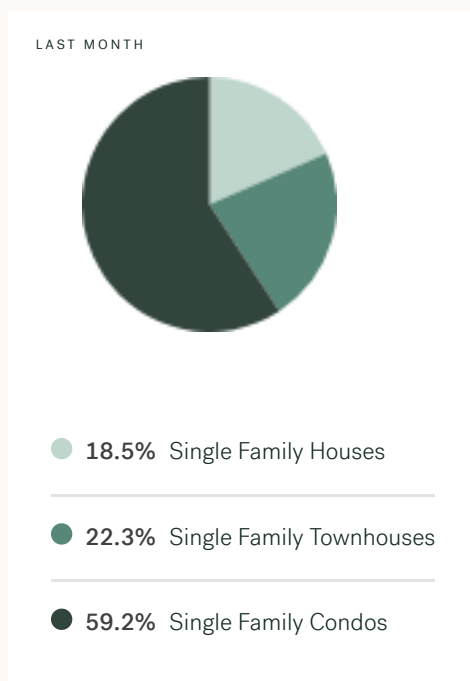
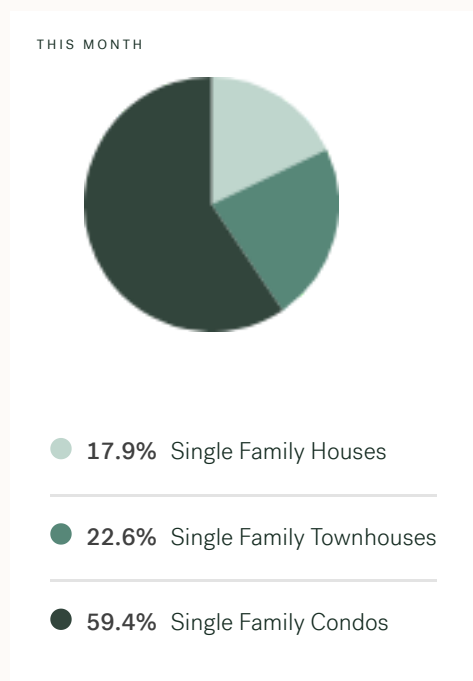
Sales-to-Active Ratio



HPI Benchmark Price (Average Price)



Market Share



Single Family Houses

5 YEAR TREND

Market Status

Buyers Market

Richmond is currently a **Buyers Market**. This means that **less than 12%** of listings are sold within **30 days**. Buyers may have a **slight advantage** when negotiating prices.



- 6% Of Single Family House Listings Sold IN PAST 30 DAYS
- 324 Active Single Family House Listings IN PAST 30 DAYS
- 19 Single Family House Listings Sold IN PAST 30 DAYS

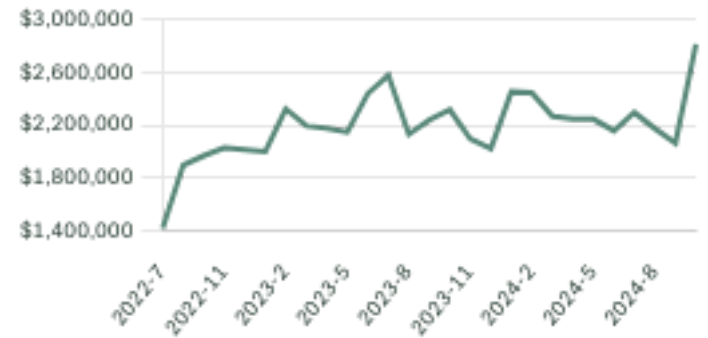
Summary of Sales Price Change



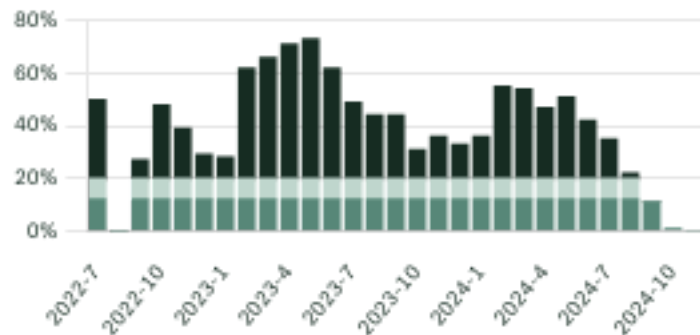
Summary of Sales Volume Change



Sales Price



Sales-to-Active Ratio



Number of Transactions



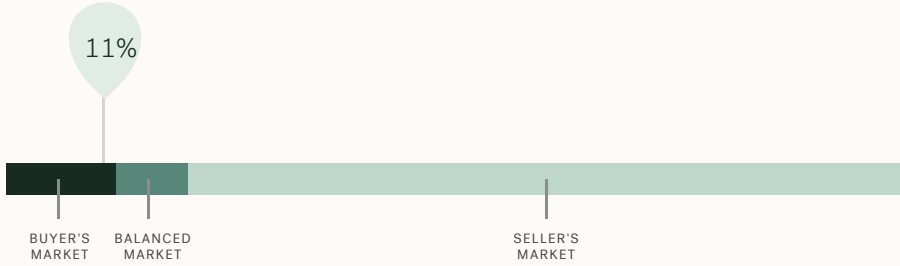
Single Family Townhomes

5 YEAR TREND

Market Status

Buyers Market

Richmond is currently a **Buyers Market**. This means that **less than 12%** of listings are sold within **30 days**. Buyers may have a **slight advantage** when negotiating prices.

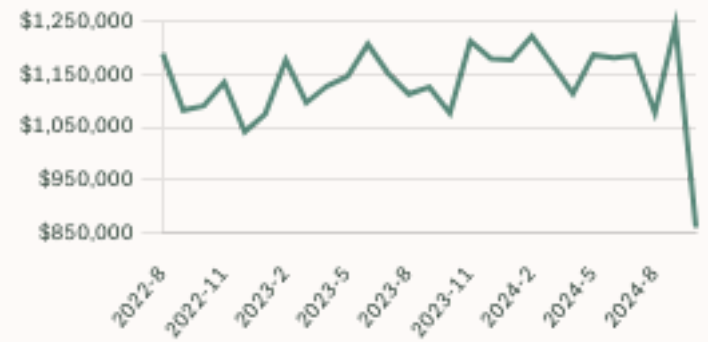


- 11% Of Single Family Townhouse Listings Sold IN PAST 30 DAYS
- 213 Active Single Family Townhouse Listings IN PAST 30 DAYS
- 24 Single Family Townhouse Listings Sold IN PAST 30 DAYS

Summary of Sales Price Change



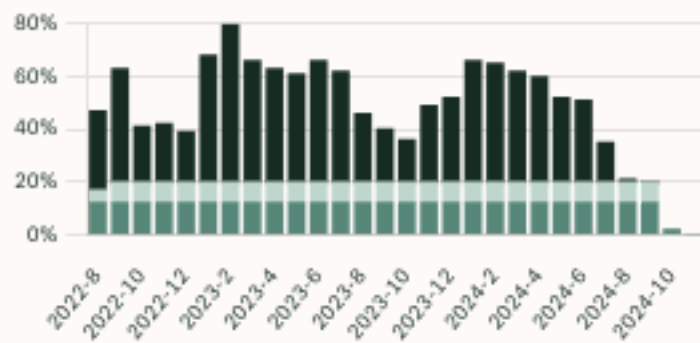
Sales Price



Summary of Sales Volume Change



Sales-to-Active Ratio



Number of Transactions



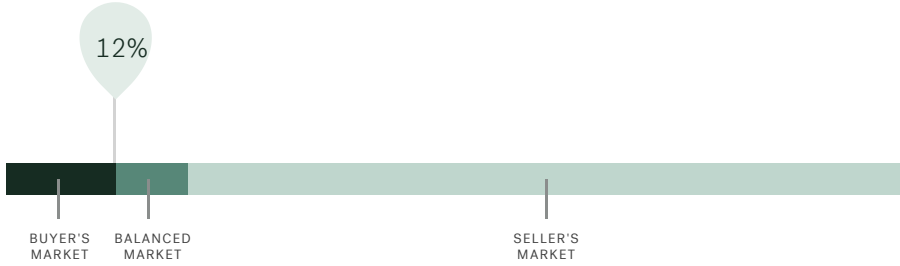
Single Family Condos

5 YEAR TREND

Market Status

Buyers Market

Richmond is currently a **Buyers Market**. This means that **less than 12%** of listings are sold within **30 days**. Buyers may have a **slight advantage** when negotiating prices.



12%

Of Single Family Condo Listings Sold
IN PAST 30 DAYS

512

Active Single Family Condo Listings
IN PAST 30 DAYS

63

Single Family Condo Listings Sold
IN PAST 30 DAYS

Summary of Sales Price Change

-2%



Higher Than Last Month
AUGUST 2024

-2%



Higher Than Last Year
SEPTEMBER 2023

Summary of Sales Volume Change

-32%



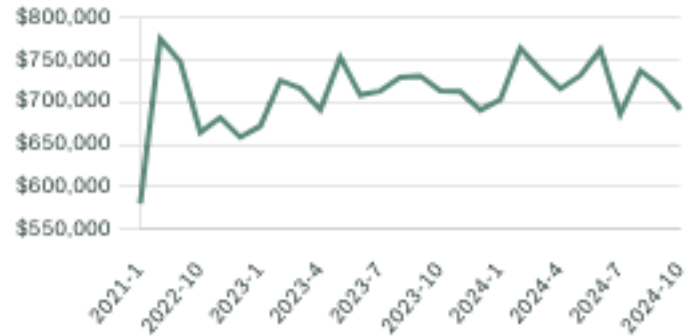
Higher Than Last Month
AUGUST 2024

-48%

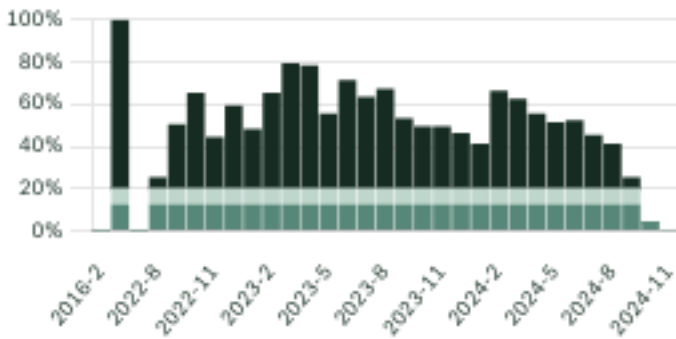


Higher Than Last Year
SEPTEMBER 2023

Sales Price



Sales-to-Active Ratio



Number of Transactions



Stay Intelligent. Join our newsletter.

Subscribe

Get first access to our public and non-public offerings, foreclosures, new projects and other developments.

kleinresidential.ca

KLEIN 

Klein Group

Residential
Commercial
Pre-Sale
Property Management

Klein Group

O 604 684 8844
T 866 352 9311
F 1 855 684 8844

201 - 2468 Scotia Street
Vancouver, BC
Canada V5T 1W5

Brokerage



Royal LePage Westside
Klein Group